AviaCost

Beechcraft Hawker 750 Operating Cost Report

Includes Trip Cost Analysis (value of passengers time) & Bonus Depreciation Analysis

1	Modern C Summary 2026	Chris Doerr	29 Oct 2026
Aircraft selected	Session	Prepared by	Report date

EXECUTIVE COMPARISON



Beechcraft Hawker 750

NOTES

AviaCost Executive Summary
This report provides a comprehensive financial analysis of the Beechcraft Hawker 750, including annual operating costs,trip cost breakdowns, and depreciation analysis. Designed for high-net-worth individuals and corporate flight departments, this report offers clear insights into the aircraft's fixed and variable expenses, cost per flight hour, and total annual budget.

Key Insights:
Total Annual Budget: $2.3M
Hourly Operating Cost: $6,103
Trip Cost Example (1,500 NM): $16,722
Annual Fuel Cost: $765,072 (at $6.25/gallon)

Depreciation Impact: Significant cost adjustments over time With a 2,100 NM range, a normal cruise speed of 434 knots, and high operational efficiency, the Beechcraft Hawker 750 remains a top-tier choice for global travel. This analysis equips decisionmakers with essential financial data to optimize aircraft ownership and operational planning.

For more information, contact Chris Doerr | 414-305-2158
Visit www.AviaCost.com for detailed aircraft cost comparisons.

SPECIFICATION SHEET

Cost, cabin, performance, weights and powerplant

AIRCRAFT OVERVIEW



Beechcraft Hawker 750

$ 4,459
Total Variable Cost Per Hour

$ 10.27
Cost per NM

$ 3,166,667
Average Pre-Owned Price

2,100 / 2,417
Seats Full Range(NM / SM)

BASIC VARIABLE COST DATA

METRIC	Beechcraft Hawker 750
Airframe Maintenance Per Hour	$ 1,057
Engine / APU Maintenance Per Hour	$ 1,090
Fuel Cost based on Gallons Per Hour	$ 1,987.20
Other Variable Costs	$ 325
Total Variable Cost Per Hour	**$ 4,459**
Cost per NM	$ 10.27

ADDITIONAL AIRCRAFT INFORMATION

METRIC	Beechcraft Hawker 750
Bagage Capacity Ext/Int ft^3	32 / 47
Cabin Height Feet	5'9"
Cabin Width Feet	6'0"
Cabin Length Feet	21'3"
Cabin Volume ft^3	735

ADDITIONAL AIRCRAFT INFORMATION (CONTINUED)

METRIC	Beechcraft Hawker 750
Years in Production	2008-2011
Average Pre-Owned Price	$ 3,166,667
Avionics	Collins Pro-Line 21

BASIC AIRCRAFT PERFORMANCE DATA

METRIC	Beechcraft Hawker 750
Seats Full Range(NM / SM)	2,100 / 2,417
Ferry Range(No Payload)(NM / SM)	2,250/2,589
Balance Field Length * (Take - off Distance in Feet)	4,600
Landing Distance Feet	2,600
Average Block Speed (KTS / MPH)	400/460
Normal Cruise (Kts/Mph)	434 / 499
Long Range Cruise Speed (KTS / MPH)	406/467
Maximum Cruise Speed (KTS / MPH)	447/514
Fuel Usage (GPH)	276
Service Ceiling Feet	41,000
Useful Payload With Full Fuel Lbs	2,200
Max Ramp Weight Lbs	27,200
Maximum Take Off Weight Lbs	27,000
Maximum Landing Weight Lbs	23,350
Basic Operating Weight Lbs	16,150
Total Usable Fuel Weight Lbs	8,500
Wingspan Feet	51'4"

BASIC AIRCRAFT PERFORMANCE DATA (CONTINUED)

METRIC	Beechcraft Hawker 750
Fuselage Feet	51'2"
Powerplant Model	Honeywell Engines TFE 731-5BR
Quantity/Thrust (LBS)	2/4,660

BRIEF AIRCRAFT DETAILS, UTILIZATION LEVELS AND HOURLY VARIABLE COST

Aircraft profile, utilization levels and hourly variable cost

DETAILS

METRIC	Beechcraft Hawker 750
Typical Passenger Capacity	2/8
Normal Cruise (Kts/Mph)	434/499
Cost Per NM	$ 10.27
Seats Full Range (Nm/Sm)	2,100/2,417
AVG.PRE-OWNED PRICE	$ 3,166,667

ANNUAL UTILIZATION

METRIC	Beechcraft Hawker 750
Annual Owner Hrs	385
Fuel Cost Per Gallon	$ 7.20
Total Hrs	385
Mileage for Owner Hours (NM)	154,000

OWNER HOURLY COST ANALYSIS

METRIC	Beechcraft Hawker 750
Fuel Usage (Gallons Per Hour)	276
Fuel Cost Per Hrs	$ 1,987
Fuel Cost Per Gallon	$ 7.20
Airframe Maintenance	$ 1,057
Engine / APU Maintenance	$ 1,090
Total Maintenance	$ 2,147
Crew Misc.	$ 325

OWNER HOURLY COST ANALYSIS (CONTINUED)

METRIC	Beechcraft Hawker 750
Total Variable Cost Per Hrs	$ 4,459
Total Fixed Cost	$ 1,644.20
Total Hourly Cost	$ 6,103

HOURLY VARIABLE COST

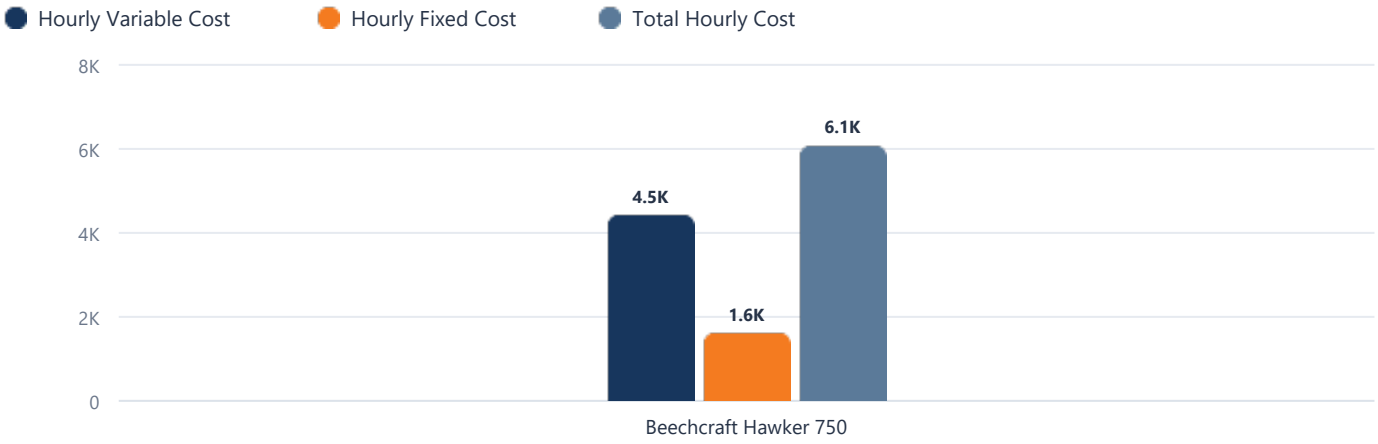

ANNUAL OPERATIONAL COST

Variable + fixed + annual / monthly / hourly

OVERVIEW

METRIC	Beechcraft Hawker 750
Owner Hours Per Year	385
Total Hours Per Year	385
Fuel Cost Per Gallon	$ 7.20
Total Fuel Gallons	106,260

ANNUAL VARIABLE COSTS

METRIC	Beechcraft Hawker 750
Fuel Cost	$ 765,072
Airframe Maintenance	$ 406,945
Engine APU Maintenance	$ 419,650
Crew Misc.	$ 125,125
Total Variable Cost	**$ 1,716,792**

ANNUAL FIXED COSTS

METRIC	Beechcraft Hawker 750
Captain Salary	$ 205,000
Co-Pilot Salary	$ 165,000
Crew Training	$ 67,400
Hangar	$ 43,416
Insurance	$ 44,200
Aircraft Miscellaneous	$ 108,000
Total Fixed Cost	**$ 633,016**

ANNUAL OPERATIONAL COST

Variable + fixed + annual / monthly / hourly

ANNUAL BUDGET · MONTHLY BUDGET · HOURLY COST

METRIC	Beechcraft Hawker 750
Annual Budget	$ 2,349,808
Monthly Budget	$ 195,817
Total Hourly Cost	**$ 6,103**

ANNUAL OPERATIONAL COST



TOTAL ANNUAL VARIABLE COST(S)

Detailed utilization-dependent expense

VARIABLES

METRIC	Beechcraft Hawker 750
Owner Hours Per Year	385
Total Hours Per Year	385
Fuel Cost Per Gallon	$ 7.20
Total Fuel Gallons	106,260

ANNUAL VARIABLE COSTS

METRIC	Beechcraft Hawker 750
Fuel Cost	$ 765,072
Airframe Maintenance	$ 406,945
Engine And APU Maintenance	$ 419,650
Crew Misc.	$ 125,125
Total Annual Variable Costs	**$ 1,716,792**

ANNUAL VARIABLE COSTS

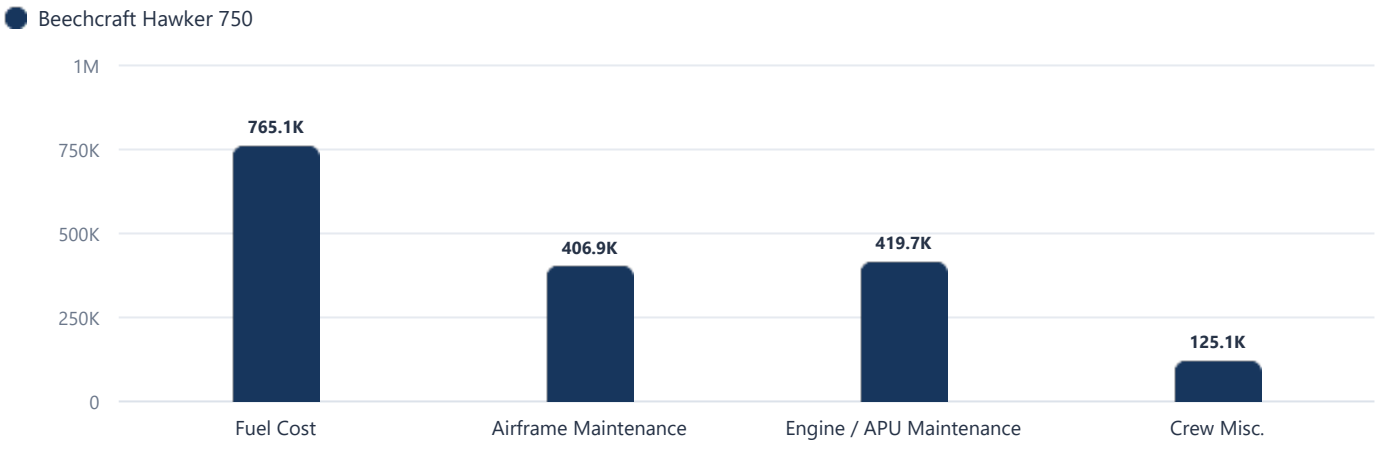

TOTAL ANNUAL FIXED COST(S)

Detailed baseline ownership expense

ANNUAL FIXED COSTS

METRIC	Beechcraft Hawker 750
Captain Salary	$ 205,000
Co-Pilot Salary	$ 165,000
Crew Training	$ 67,400
Hangar	$ 43,416
Insurance	$ 44,200
Aircraft Misc.	$ 108,000
Total Fixed Cost	**$ 633,016**

ANNUAL FIXED COSTS

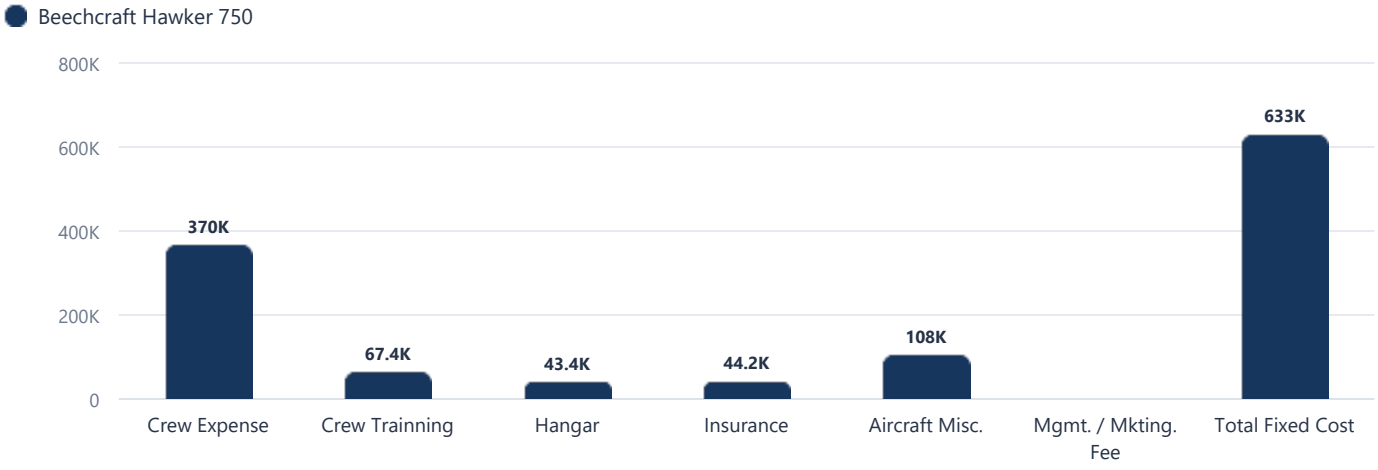

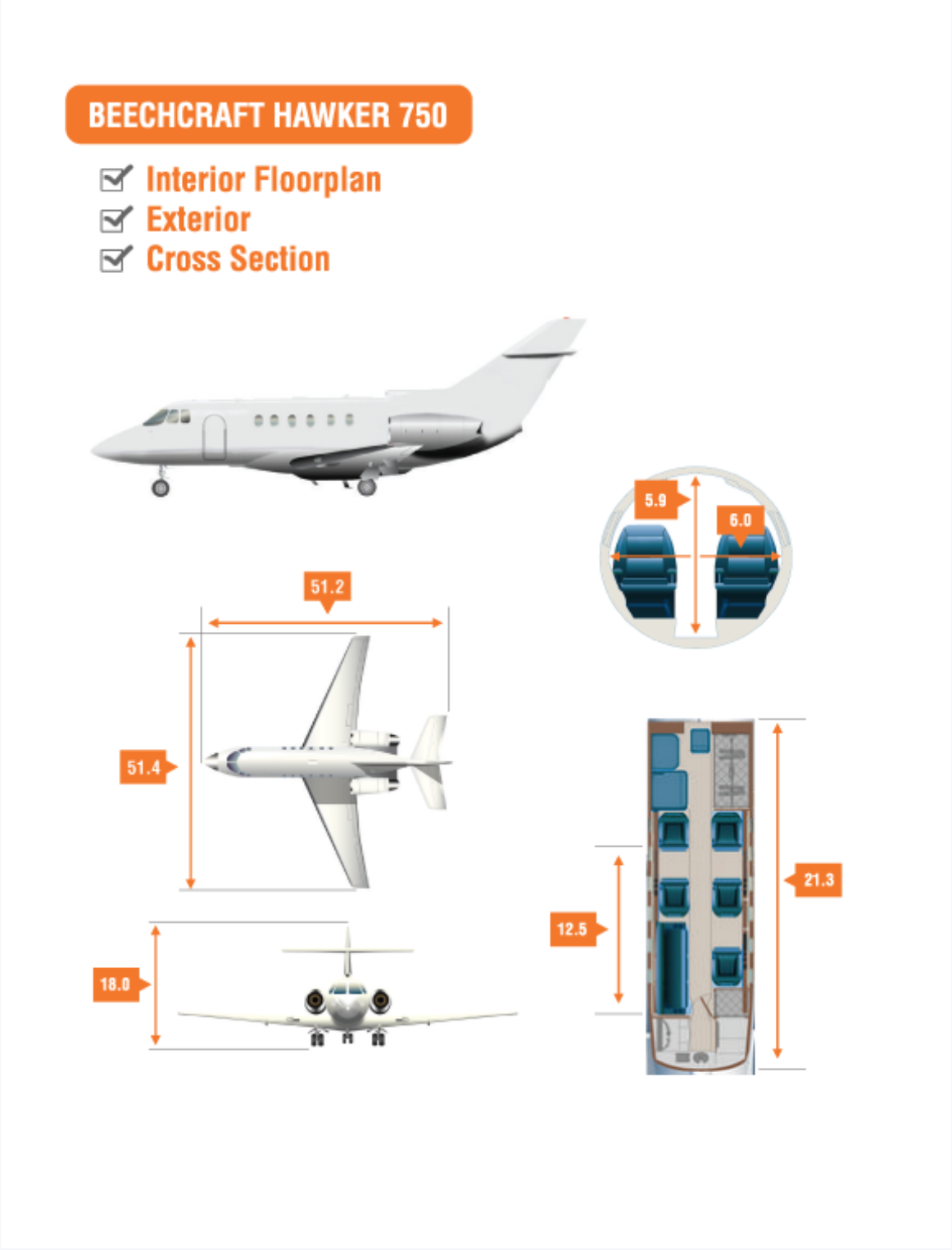
BEECHCRAFT HAWKER 750
Interior Floorplan
Exterior
Cross Section
5.9
6.0
51.2
51.4
18.0
12.5
21.3

RANGE MAP

Selected center point with aircraft range overlays

AIRCRAFT RANGE

MODEL	CATEGORY	RADIUS
Beechcraft Hawker 750	Midsize Jet	2100 Nm / 2416 Sm

RANGE VISUALIZATION

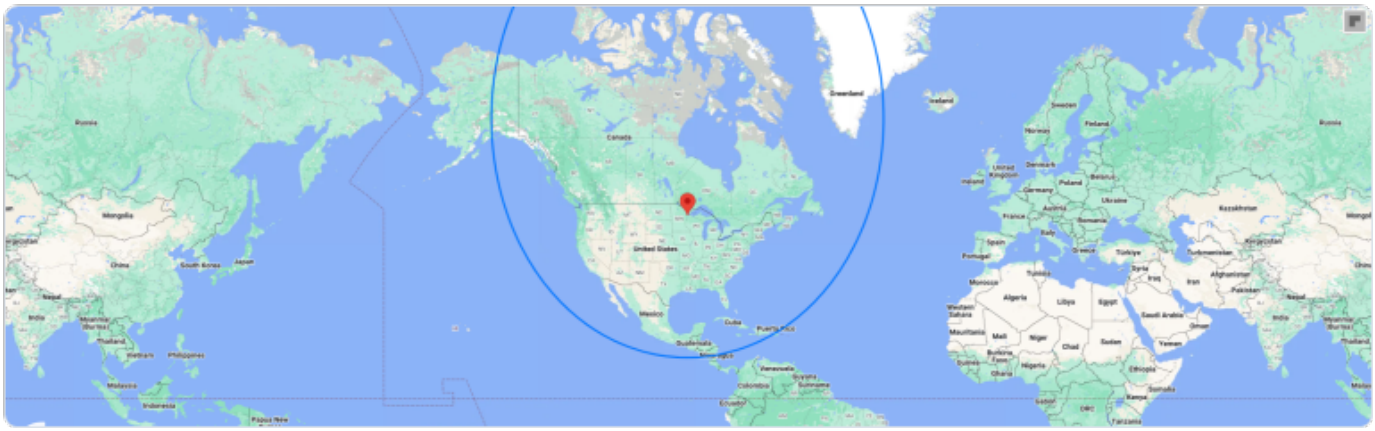

TRIP COST ANALYSIS

Trip economics including the value of passengers' time

TRIP COST ANALYSIS



METRIC	Beechcraft Hawker 750
Trip Distance (Nm)	1,500
Block Speed (Kts)	400
Trip Time(Hrs)	3:45
Variable Cost/Hrs	$ 4,459
Total Trip Cost	**$ 16,722**
Total Hours Saved (Hrs)	0
Commercial Air & Overnight Costs	$ 0
Value/Hrs/Executives	$ 0
Number of Executives	0
All-in Commercial Trip Costs	$ 0
Private Aircraft Expense	$ 16,722
Total Cost Savings	**$ 16,722**
Cost Savings Per Hrs	$ 0

TRIP COST ANALYSIS

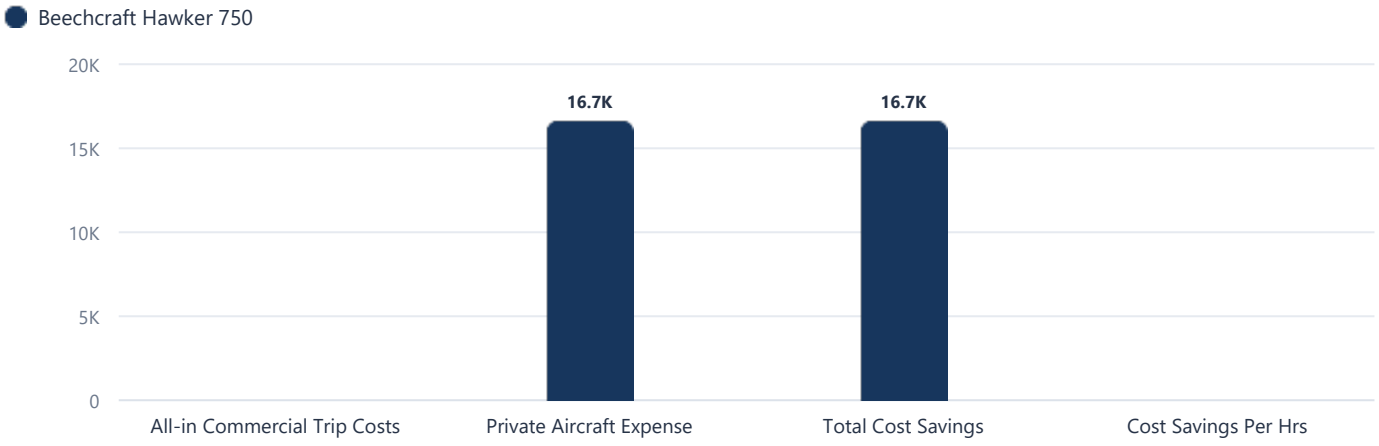

DEPRECIATION ANALYSIS

Accounting / tax depreciation schedule

BEECHCRAFT HAWKER 750

3,166,667
Full Price of Aircraft $

SCHEDULE	Year 1	Year 2	Year 3	Year 4	Year 5	Year 6	Year 7	Year 8
Rate (%)	100.00	0.00	0.00	0.00	0.00	0.00	0.00	0.00
Depreciation $	3,166,667	0	0	0	0	0	0	0
Depreciation Value $	0	0	0	0	0	0	0	0
Cumulative Depreciation $	3,166,667	3,166,667	3,166,667	3,166,667	3,166,667	3,166,667	3,166,667	3,166,667
Adjusted Cost Per Hrs $	3,290.04	0	0	0	0	0	0	0
Total Adjusted Cost Per Hrs $	**2,813.36**	**6,103.40**	**6,103.40**	**6,103.40**	**6,103.40**	**6,103.40**	**6,103.40**	**6,103.40**